



# SCHWEIZER SERVICE BULLETIN

B-241  
10 Feb 1992

MANDATORY

MANDATORY

MANDATORY

**SUBJECT: INSPECTION OF SEAT BELT SNAP HOOK END FITTINGS**

**MODELS AFFECTED:** All Model 269 Series Helicopters equipped with Davis Aircraft Products seat belts or similar seat belts.

**TIME OF COMPLIANCE:** Prior to next flight

- REFERENCE:**
- Davis Aircraft Products Service Bulletin No. 2 dated 14 May 1990
  - 269 Series Basic HMI (Reissued 15 March 1982; Revision 1: 24 Aug 1990)
  - 269 Series HMI, Appendix B (Revision 15 Aug 1982)
  - R-67 - HMI Temporary Revision 67 (10 Feb 1992)
  - R-68 - HMI Temporary Revision 68 (10 Feb 1992)

**PREFACE:** Field reports indicate that the seat belt end fittings may not be properly safetied in some helicopters. This condition could result in inadvertent release of seat belt assembly, which could lead to personal injury or death.

**PROCEDURE:**

**NOTE**


For location of safety hole refer to Davis Aircraft Products Service Bulletin No. 2, Drawings FDA-1677-1M and FDA-5576.

If snap hook end fitting has a safety pin hole provision, a safety device is required.

- a. Inspect seat belt snap hook end fitting for safety device.
- b. If missing, install safety device in safety pin hole.
- c. Record compliance with this Service Bulletin in the aircraft records.

**WEIGHT AND BALANCE**

Weight and balance are not affected.



# DAVIS AIRCRAFT PRODUCTS CO., INC.

MAY 21 1990

Executive Office & Plant  
1150 Walnut Avenue ■ P.O. Box 525 ■ Bohemia, New York 11716 ■ 516/563-1500

## SERVICE BULLETIN NO. 2

Attention: Quality Control Manager      Date May 14, 1990  
Subject: INSTALLATION OF SEAT BELT ASSEMBLIES IN AIRCRAFT

### FAA ALERT

It has been brought to the attention of Davis Aircraft by the FAA, that snap hook end fittings are not being installed properly in some aircraft. The result can be inadvertant release.

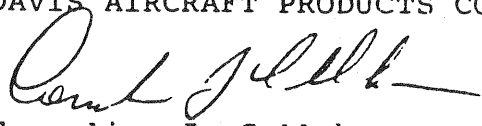
### INSTALLATION CRITERIA

It is intended that hook end fittings similar to the enclosed drawings FDA-1677-1M and FDA-5576 be installed in a manner that eliminates the possibility of inadvertent or unauthorized release. Where these types of releases are possible, a safety lock hole is provided on the keeper which must be utilized by installing a cotter pin, safety wire, or equivalent which will prevent removal.

### RECOMMENDATION

Davis Aircraft Products Co., Inc. strongly recommends that you review all of your installations and seat belts, whether of Davis Aircraft manufacture or not, and take appropriate action to ensure that snap hooks are properly secured. This should be done at the next possible opportunity.

Sincerely,  
DAVIS AIRCRAFT PRODUCTS CO., INC.

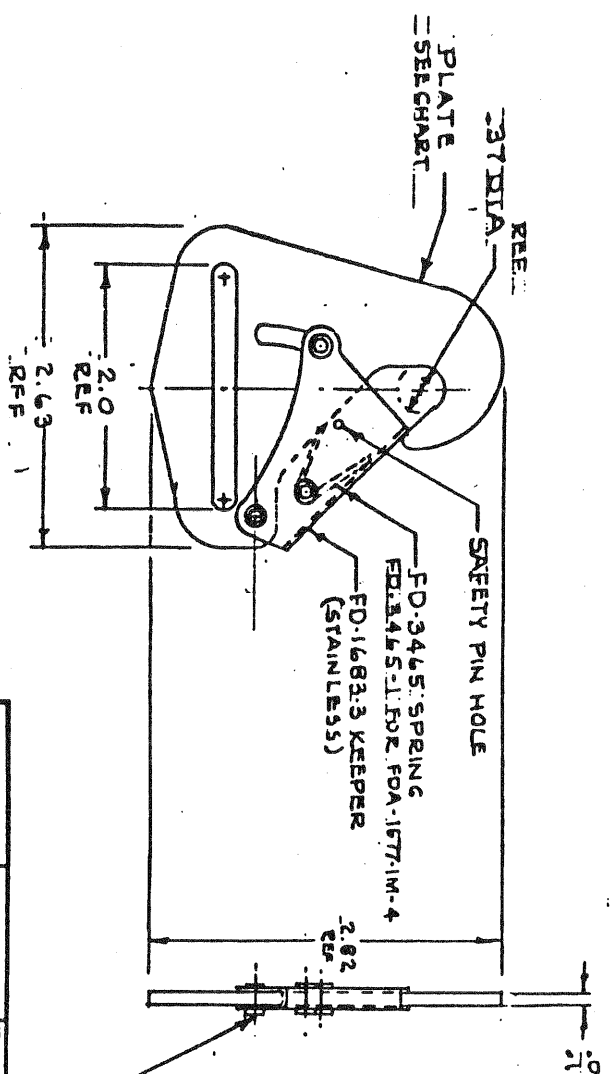
  
Cornelius J. Callahan  
Quality Assurance Manager

CJC/pc  
Enclosures: Drawing FDA-1677-1M/FDA-5576

PART NO.	PLATE P/N	PLATE MAT REF	FINISH (PLATE) REF
FDA-1677-1M	FD-3463M	4130 STEEL	CADMIUM PLATE TY I CLR
FDA-1677-1M-01	FD-3463M-4	4130 STEEL	BRIGHT CHROME CL1 TY I
FDA-1677-1M-2	FD-3463M-5	4130 STEEL	CADMIUM PLATE TY II CLR
FDA-1677-1M-3	FD-3463M-6	4130 STEEL	A4 SPECIFIED
FDA-1677-1M-4	FD-3463M-3	4130 STEEL	ELECTROLESS NICKLE PL CLR
FDA-1677-1M-5	FD-3463M-2	17-7 PH STAINLESS STEEL	PASSIVATE
FDA-1677-1M-6	FD-3463M-6	4130 STEEL	CPC16 SILVER SATIN

FDA-1677-1M

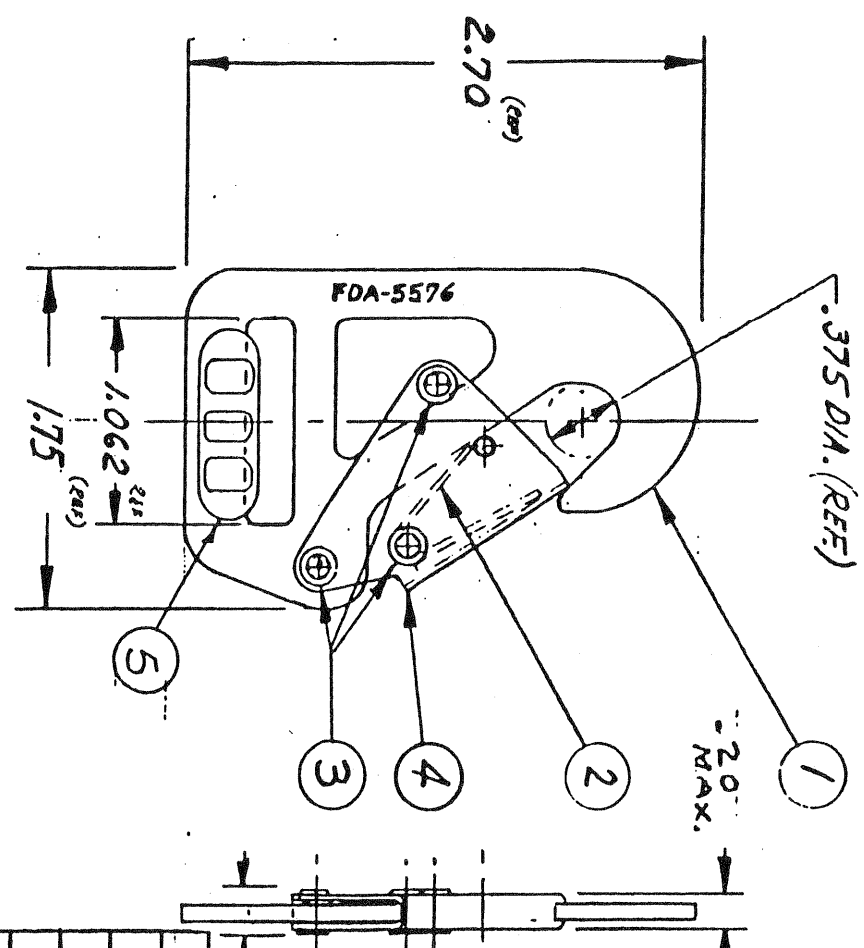
REV	DESCRIPTION	DATE	APPROVED
J	REDRAWN: ADD -4-5	4/14/66	AH
K	ADD FD-3465-1 SPRING	5/1/66	AH
L	NOTE: ADDED PER BID	2/15/65	AH
M	IN NOTE: REPLACED WAS INTERCHANGED	2/25/65	AH
N	ON-4 FINISH WAS GRADE 3	8-30-65	AH
P	ADDED FDA-1677-1M-8	9-4-65	AH
K	EYELET WAS GT-4-9, RIVET ELIMINATED	4-29-67	AH



NOTE 5  
 1. ULTIMATE STRENGTH 3,000 LBS.  
 2. FDA-1677-1M CAN BE REPLACED WITH FDA-1677-1M-01 (CHROME PLATED)  
 3. STIMPSON EYELET # G5-4-10 OR EQUAL  
 4. NICKEL PLATED BRASS

DATE: 15 Nov 65		DRAWN: P.J.		CHECKED: F.G.	
SCALE: 1:1		PART NO: 98313		REV: B	
TITLE: END FITTING SEAT BELT (STEEL)		MATERIAL: 304 STAINLESS STEEL		FINISH: POLISHED	
MANUFACTURER: DAVIS AGRICULT PRODUCTS CO., INC. NORTHPORT, LL. R.T. 579B		APPROVED: [Signature]		DATE: 11/15/65	

P/N	F/N/SH (REF) (-1 PLATE ONLY)	P/N OF -1 PLATE
FDA-5576	CAD PLATE QQ-P-416 TYPE I, CL1	FD-5577
FDA-5576-2	BRIGHT CHROME AS PER QDC-320, BAKE AFTER PLATE	FD-5577-2



LTR	REVISIONS	DESCRIPTION	DATE	APP
C	FD-5403 KEYSER REDESIGNED, REDRAWN	FD-5403 KEYSER REDESIGNED, REDRAWN	10-29-70	PH
D	MATERIAL ADDED TO PREVENT LOCK TIGHTENING ON BELT	MATERIAL ADDED TO PREVENT LOCK TIGHTENING ON BELT	11/9/70	PH
E	REVISED - CORRECTED PICTURE TO REFLECT DETAIL CHANGE FOR STRENGTH	REVISED - CORRECTED PICTURE TO REFLECT DETAIL CHANGE FOR STRENGTH	APR. 73	PH
F	REVISED, ADDED DET #5 (2) 3/16" 1100 RIVETS, ITEM 3 WAS (3) AS REQD. CORRECTED OVERALL DIM. WAS 2.75	REVISED, ADDED DET #5 (2) 3/16" 1100 RIVETS, ITEM 3 WAS (3) AS REQD. CORRECTED OVERALL DIM. WAS 2.75	7-31-72	PH
G	REMOVED DET #5, MADE ALL RIVETS 7/32 LONG	REMOVED DET #5, MADE ALL RIVETS 7/32 LONG	5/9/75	WLD
H	ADDED ALTERNATE EYELET	ADDED ALTERNATE EYELET	3/4/79	WLD
J	ADD FD-5577-2	ADD FD-5577-2	3/8/82	WLD
K	ADD FD-5403-1 OPTIONAL TO FD-5403	ADD FD-5403-1 OPTIONAL TO FD-5403	12/2/82	WLD
L	NOTE ADDED PER BITD	NOTE ADDED PER BITD	2-25-85	AH
M	FD-7689 ADDED	FD-7689 ADDED	5-1-85	AH
N	NOTE DELETED, ITEM 3 WAS RIVET	NOTE DELETED, ITEM 3 WAS RIVET	4/28/87	AH

NOTES:  
 2 FDA-5576 CAN BE REPLACED WITH FDA-5576-2 (CHROME PLATED)  
 .25 REF.

DET	QTY	NAME	PART NO.
5	1	WEB GAURD	FD-7689
4	1	KEYSER	FD-5403 OR FD-5403-1
3	3	EYELET	STIMPSON #G S4-10 NICKEL PLATED BRASS
2	1	SPRING	FD-3465
1	1	END FITTING	SEE CHART

**DAVIS** DAVIS AIRCRAFT PRODUCTS INC.  
 NORTHPORT, L.I., N.Y. 11768

TITLE: **END FITTING ASSY.** (LIGHTWEIGHT) (1" WEB OPENING)

FDC-2700 SERIES	TOLERANCES	DRAWN	RS	DATE	2-8-70
FDC-5900 SERIES	MATERIAL	CHECKER	EL	DATE	2-10-70
FDC-7000 SERIES	HEAT TREAT	ENG	RJ	DATE	2-8-70
NEXT ASSY	FINISH	APPROVED		DATE	2-10-70
UNLESS OTHERWISE SPECIFIED DIMENSIONS ARE IN INCHES	SEE CHART	SCALE	1:1	WT	0.98 LBS