

SCHWEIZER AIRCRAFT CORP.

Supplement to the FAA Approved  
Rotorcraft Flight Manual

For

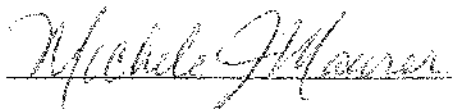
300C Model 269C Helicopters

(See Page 2 for Serial Number Effectivity)

**RIGHT HAND LITTER AND LITTER FLOAT KIT**

Part No. 269A4301-51 and 269A4301-39

Revision # 1 Approved By:



Michele Maurer,  
Manager, Systems and Flight Test  
Branch, NYACO, ANE-172

Date of Original Approval: 31 Jul 1970

Date of Reissue Approval: 21 Sep 1988

Date of Revision #1 Approval: OCT 04 1988

SCHWEIZER MODEL 269C SERIES HELICOPTER  
CSP-C-1D

FAA APPROVED  
ROTORCRAFT FLIGHT MANUAL SUPPLEMENT  
RIGHT HAND LITTER AND LITTER FLOAT KIT  
PART NO. 269A4301-51 and 269A4301-39  
FOR  
300C MODEL 269C HELICOPTERS

HELICOPTER SERIAL NO. EFFECTIVITY  
269C Serial No. 0004 and subsequent

**LOG OF PAGES**

| PAGE  | DATE        | PAGE | DATE        |
|-------|-------------|------|-------------|
| Title | 04 Oct 1996 | 9    | 21 Sep 1988 |
| 2     | 04 Oct 1996 | 10   | 21 Sep 1988 |
| 3     | 04 Oct 1996 | 11   | 04 Oct 1996 |
| 4     | 21 Sep 1988 | 12   | 04 Oct 1996 |
| 5     | 04 Oct 1996 | 13   | 21 Sep 1988 |
| 6     | 04 Oct 1996 | 14   | 04 Oct 1996 |
| 7     | 21 Sep 1988 | 15   | 04 Oct 1996 |
| 8     | 04 Oct 1996 | 16   | 04 Oct 1996 |

**NOTE**

The change bar ( █ ) defines the latest FAA Approved changes.

SCHWEIZER MODEL 269C SERIES HELICOPTER  
CSP-C-1D

**CONFIGURATION TABLE**

| Number<br>Change | Date                    | Description   |
|------------------|-------------------------|---|
| Revision #1      | Issued<br>31 Jul 1970   | Per Drawing No. 269A4301-51<br>and 269A4301-39                      |
|                  | Reissued<br>21 Sep 1988 | Updated to reformat   |
|                  | 04 Oct 1996             | Revised typographical errors<br>and other miscellaneous<br>changes. |

SCHWEIZER MODEL 269C SERIES HELICOPTER  
CSP-C-1D

This page intentionally left blank.

SCHWEIZER MODEL 269C SERIES HELICOPTER  
CSP-C-1D

**IMPORTANT NOTICE**

Sections: I Limitations, II Operating Procedures, and III Performance Data, constitute the "Approved Rotorcraft Flight Manual."

SCHWEIZER MODEL 269C SERIES HELICOPTER  
CSP-C-1D

**INTRODUCTION**

The equipment in the Right Hand Litter Kit PN 269A4301-51 consists of the litter basket, supports, safety straps, fireshield, cooling baffle, airspeed indicator (269C S/N's 0004 through 0058 except as noted below), and ballast. The litter used with the Float Kit, PN 269A4301-39, adds PN 269A4314-9, Float Weight Bag. Ballast and ballast mounting provisions are provided as a convenience to aid the pilot in maintaining the aircraft within lateral and longitudinal limits under certain loading conditions. Use of ballast is external and is dependent on how the aircraft is configured.

Except as modified by this Rotorcraft Flight Manual Supplement, operation in compliance with Section II of the basic FAA Approved Rotorcraft Flight Manual is mandatory. Other sections of the RFM or Addendum are recommended procedures.

When the litter kit is installed on a float equipped rotorcraft, the operating limitations, operating procedure and performance as noted in the Float Flight Manual Supplement for Model 269C will also apply except as modified herein.

SCHWEIZER MODEL 269C SERIES HELICOPTER  
CSP-C-1D

**SECTION I**  
**OPERATING LIMITATIONS**

Same as basic except as follows.

1. CG limits (see Figures 1 and 2)
2. Night flight permitted if the following equipment is installed; landing, navigation (including 2 extra side position lights), anticollision lights and instrument lights.
3. The helicopter must be operated in accordance with litter loading procedures defined in this Addendum to maintain the aircraft within lateral and longitudinal limits.
4. When litter loading dictates the use of ballast, the weight must be installed on the ground handling wheels attach fitting.
5. When litter is used in conjunction with floats and loading dictates the use of ballast, the weight must be installed in the float weight bag.
6. The cylinder head temperature probe must be moved to cylinder number three for proper indication and cooling baffle installed when floats and litter or litter alone are installed. The cylinder head temperature probe must be relocated to cylinder number two for the standard 269C helicopter only if the cooling baffle is removed.

SCHWEIZER MODEL 269C SERIES HELICOPTER  
CSP-C-1D

7. On unmodified aircraft S/N's 0004 through 0058, the 269A4600-11 airspeed indicator is required when the litter and floats or litter alone are installed. The 269A4600-9 or -13 airspeed indicator must be reinstalled when the kit or kits are removed.

On aircraft S/N's 0059 and subsequent and on earlier aircraft modified in accordance with kit M10059, relocating the pitot static source to the tailboom, the 269A4600-9 or -13 airspeed indicator installed in the helicopter is used with no change.

8. When a Muffler Kit (269A8801, 269A8801-3, or 269A8801-5) is installed with the Litter Kit or Litter and Float Combination Kits the cooling air deflectors (269A8520, included in the 269A8801-3 or 269A8801-5 Muffler Kit), improved fireshield (269A4324, included in the Litter Kit), and the cooling baffle (269A5563, included in the Litter Kit) must be installed and both side fairings (269A2303-3 and -4) removed.
9. Takeoff and landing to and from water not permitted above 1900 pounds gross weight or if 269A4335 quad searchlight is installed.
10.  $V_{NE}$  above 1900 pounds gross weight is 101 mph IAS at sea level. Above sea level, reduce  $V_{NE}$  7 mph per 1000 feet of altitude.



SCHWEIZER MODEL 269C SERIES HELICOPTER  
CSP-C-1D

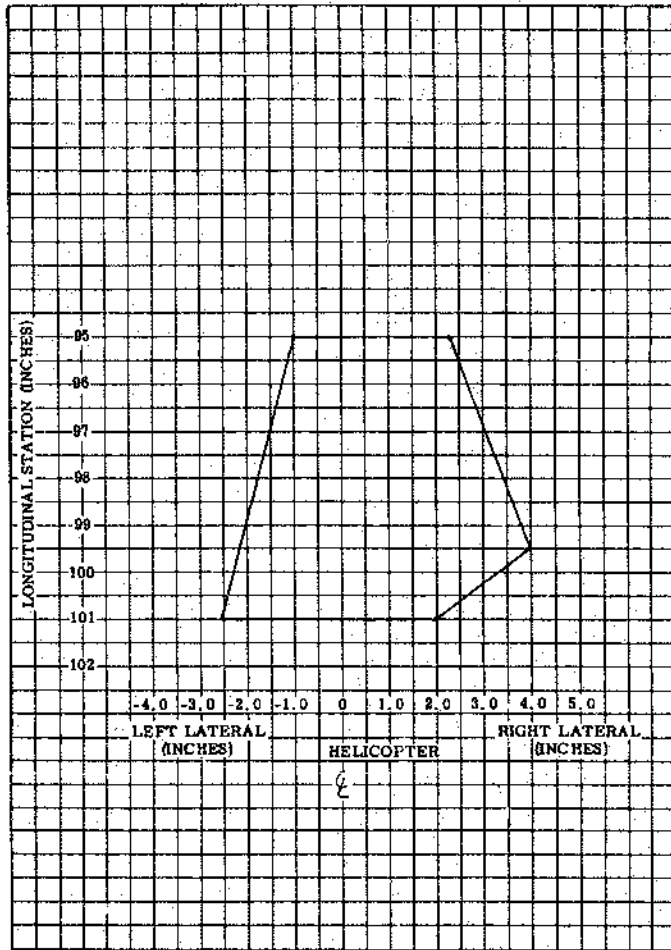


Figure 1. Litter Installation CG Limits

SCHWEIZER MODEL 269C SERIES HELICOPTER  
CSP-C-1D

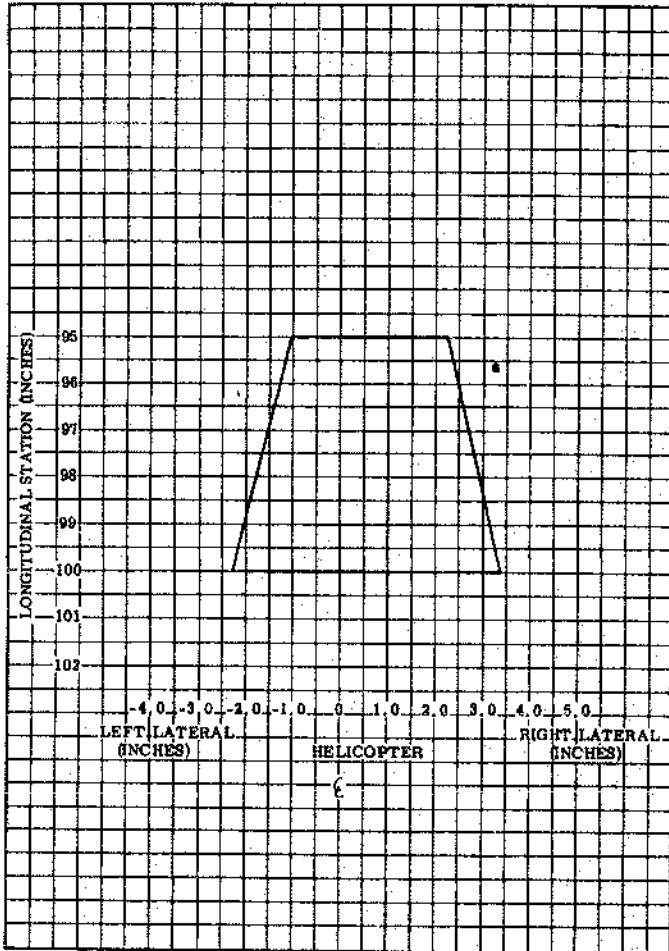


Figure 2. Litter and Float Combination CG Limits

SCHWEIZER MODEL 269C SERIES HELICOPTER  
CSP-C-1D

**SECTION II**  
OPERATING PROCEDURES

1. When the optional ballast is air transported in or on the helicopter it should be stowed and secured (see Section IV, Table III).

NOTE: No storage between seats with center collective installed.

**SECTION III**  
**PERFORMANCE**

1. On unmodified aircraft serial numbers 0004 through 0058 with the 269A4600-11 airspeed indicator, the performance data in the basic FAA Approved Rotorcraft Flight Manual "a" configuration is applicable except for the Airspeed Calibration Diagram (see Figure 3).

On aircraft serial numbers 0059 and subsequent and on earlier aircraft modified in accordance with SAC Kit P/N M10059 with the 269A4600-9 or -13 airspeed indicator, relocating the pitot static source to the tailboom, the performance data in the basic FAA Approved Rotorcraft Flight Manual "b" or "c" configurations is applicable.

SCHWEIZER MODEL 269C SERIES HELICOPTER  
CSP-C-1D

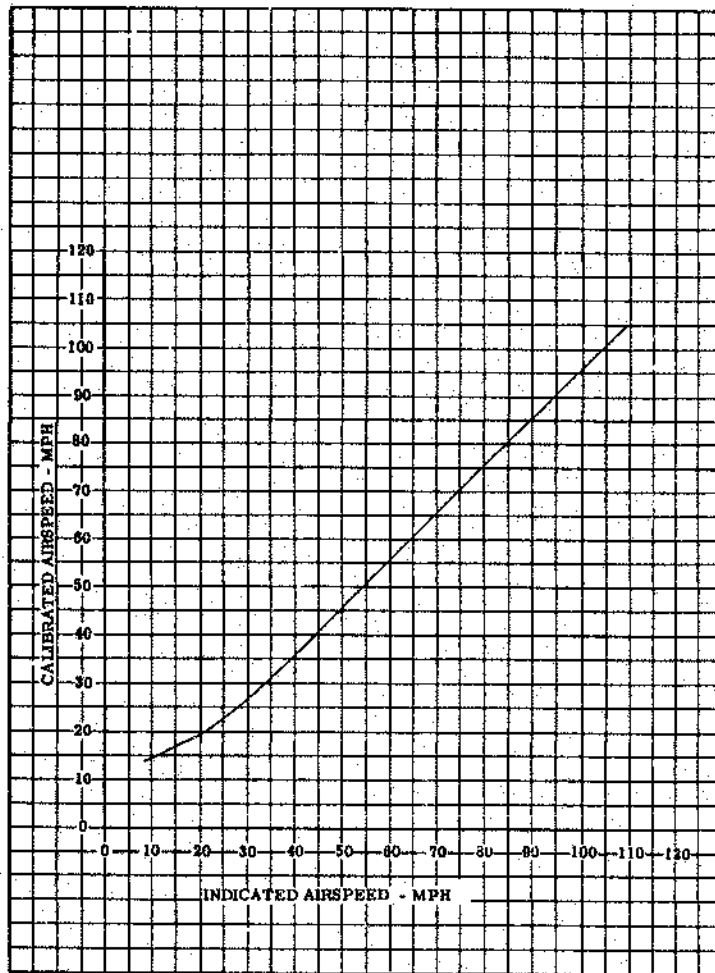


Figure 3. Airspeed Calibration  
(For S/N's 0004 Through 0058, Using  
269A4600-11 Airspeed Indicator)

SCHWEIZER MODEL 269C SERIES HELICOPTER  
CSP-C-1D

**SECTION IV**  
**WEIGHT AND LOADING**

1. Litter installation CG limits diagram (see Figure 1, this addendum).
2. Litter and float CG limits diagram (see Figure 2).
3. Table I lists all possible kit moments for determination of possible lateral loading adjustments.
4. Table II lists litter and floats longitudinal weights, arms, and moment.
5. Use of the alternate battery installation (269A4902) is recommended when the litter is installed and will allow an additional 27 pounds to be carried in the litter (Aircraft S/N 0004-0119 only).

SCHWEIZER MODEL 269C SERIES HELICOPTER  
CSP-C-1D

Table 1. Table of Kit Weight Lateral Arm and Moment

|                                       | Weight<br>(lb) | Arm<br>(in) | Moment<br>(in-lb)    |
|---------------------------------------|----------------|-------------|----------------------|
| Sta Battery Instl                     | 20.5           | + 20.6      | 422.3 (Right)        |
| Alternate Battery Instl<br>(269A4902) | 20.5           | - 20.6      | - 422.3 (Left)       |
| Searchlight                           | 10.2           | + 13.0      | 132.6 (Right)        |
| Siren                                 | 14.1           | + 12.9      | 181.9 (Right)        |
| Exhaust Heater                        | 12.6           | +13.0       | 163.8 (Right)        |
| Cabin Doors                           | 4.8            | ± 25.1      | 0                    |
| Radio                                 | 7.9            | 0           | 0                    |
| Fire Extinguisher                     | 5.5            | - 20.0      | -110.0 (Left)        |
| Dual Controls                         | 4.5            | + 13.0      | 58.5 (Right)         |
| Dual Oil Cooler                       | 5.3            | + 17.0      | 90.1 (Right)         |
| Muffler                               | 7.7            | + 9.9       | 76.2 (Right)         |
| Auxiliary Fuel Tank                   | 17.0           | - 17.1      | - 290.7 (Left)       |
| Auxiliary Fuel                        | 114.0 (max)    | - 17.2      | - 1960.8 (Left)      |
| Floats                                | 56.9           | 0           | 0                    |
| Litter and Support Arm                | 19.0           | + 32.7      | + 621.0 (Right)      |
| Litter Load                           |                | + 32.7      | (Right)              |
| Ballast Bag                           | 2.5            | - 32.7      | - 81.7 (Left)        |
| Ballast                               | 85.0 (max)     | - 32.7      | -2779.5 (max) (Left) |
| Pilot                                 |                | - 13.8      |                      |
| RH Passenger                          |                | + 13.8      |                      |
| Center Passenger                      |                | + 0.8       |                      |
| Quad Searchlight                      | 16.7           | 59.0        | +958.3               |

NOTE: Lateral kit moment is determined by multiplying kit weight and lateral arm.  
Kit moments are positive when kit is installed on right side of helicopter.

SCHWEIZER MODEL 269C SERIES HELICOPTER  
CSP-C-1D

Table II. Table of Litter/Floats Longitudinal

|                        | Weight<br>(lb) | Arm<br>(in) | Moment<br>(in - lb) |
|------------------------|----------------|-------------|---------------------|
| Litter and support arm | 19.0           | 103.5       | 1966.5              |
| Litter                 |                | 99.5        |                     |
| Float weight bag       | 2.5            | 52.50       | 131.3               |
| Ballast, maximum       | 85.0           | 89.25       | 7586.3              |
|                        |                | 52.50       | 4462.5              |
| Floats                 | 56.9           | 121.6       | 6919.0              |

Table III. Optional Ballast Stowage Locations

| Location  | Amount<br>(lb) |
|---|----------------|
| Center passenger seat   | 20 to 85       |
| RH passenger seat   | 20 to 85       |
| Litter basket (Sta 97.2)  | 45 max         |
| Litter basket (Sta 102.2)   | 40 max         |
| Note: Ballast consists of one 45 and two 20 pound weights, total 85 pounds. |                |